



LIL1707



LIL1705



LIL1706

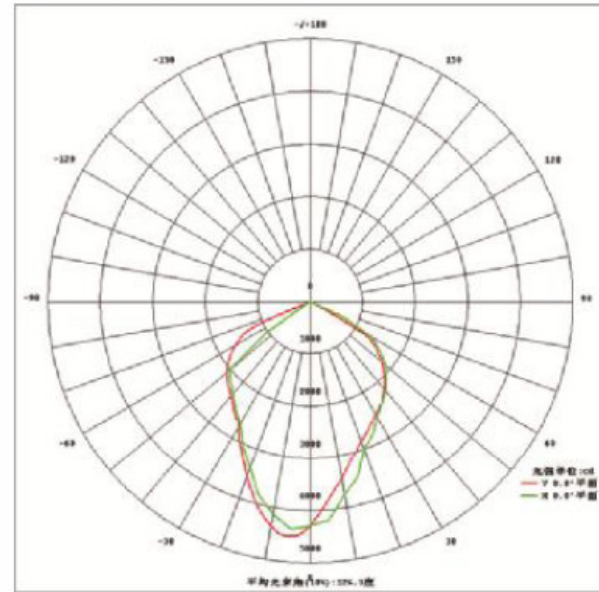
Industrial lighting



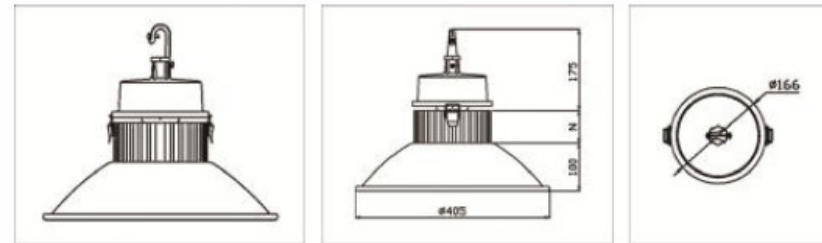
Main Benefits

- High Brightness - 100lm/w. 10 times than incandescent lamps.
- Long Life - Up to 50,000 hours.
- Robust Design - Shock and vibration resistant.
- Eco-Friendly - No leads, mercury, argon, xenon or krypton gases
- Save Money – Reduce maintain and electricity cost. Save 50% - 70% electricity cost comparing with traditional sodium and mercury lamp.
- High Efficiency – Power factor>95%.
- Excellent Photometric Design - No ill glare, abrupt or frequent flashes
- Perfect Combination With solar Energy System

Light Distribution Curve



Products Size Diagram

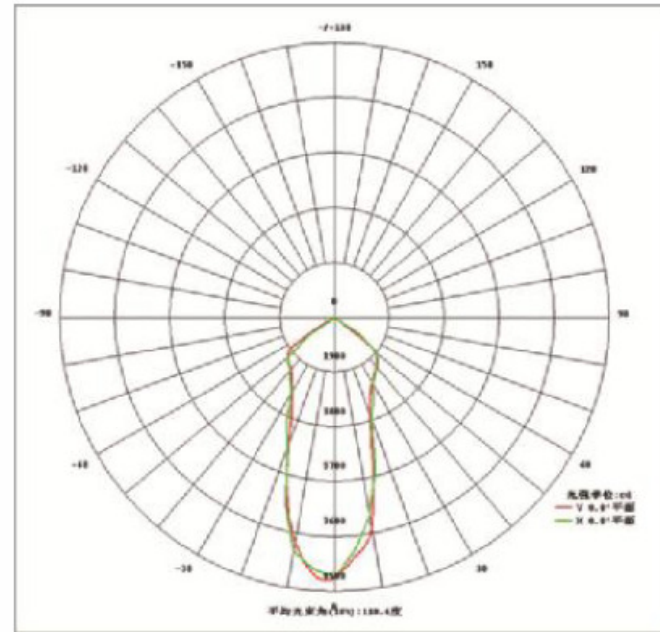




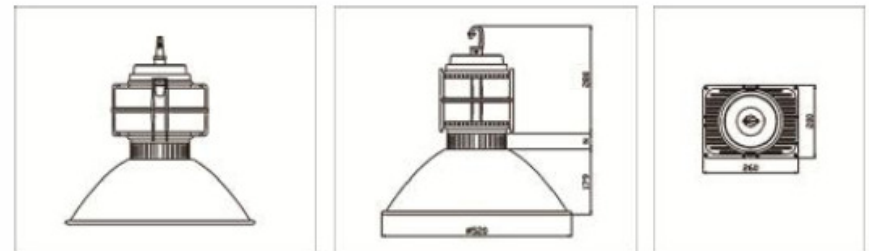
Main Benefits

- High Brightness - 100lm/w. 10 times than incandescent lamps.
- Long Life - Up to 50,000 hours.
- Robust Design - Shock and vibration resistant.
- Eco-Friendly - No leads, mercury, argon, xenon or krypton gases
- Save Money – Reduce maintain and electricity cost. Save 50% - 70% electricity cost comparing with traditional sodium and mercury lamp.
- High Efficiency – Power factor>95%.
- Excellent Photometric Design - No ill glare, abrupt or frequent flashes
- Perfect Combination With solar Energy System

Light Distribution Curve



Products Size Diagram





Model

LIL1707

LIL1705

Technical Parameters

Technical Specifications		
Model	LIL1707 (10W-40W)	LIL1705 (50W-100W)
LED Power	10W-40W	50W-100W
Working Voltage	AC (85V-265V) / Frequency (50Hz -60Hz)DC(12V 24V)	
Power Supply Efficiency	> 0.9	
Power Factor	> 0.98	
LED Lighting Efficiency	100lm/W	
Luminaire Efficiency	> 90%	
Color Rendering Index	Ra > 80	
Color Temperature	2700K-7000K	
Ambient Temperature	-40°C -55°C	
IP Rating	IP65	
Life Span	> 50000h	
Weight	≤ 5Kg(weight of 100W industrial light is 5Kg)	
Dimension	Overall height is 280+179+N (N is the height of Heat sink); lamp-reflector's diameter is 406mm(LIL1707) or 520mm(LIL1705)	

Materials

Anodized aluminum tensile reflector;
 Patented heat body design;
 Acrylic sealing cover;
 Single powerful LED;
 High efficiency LED driver.

Applications

Applied in workshops, factories, warehouse, toll stations, gas stations, supermarket, exhibition halls, gymnasiums, etc..

Features

Powerful LEDs (20W-100W) are adopted as the light source, packaged in our factory using our own patented technology. Characterized by high heat conductivity, low luminous decay, pure light color and ghosting free.

The perfect combination of specially designed heat body with electric box helps conduct and remove heat in a very effective way. This is accordingly to cool the inside part of the lights and ensure long lifespan of light source and the driver

The surface heat body has been given anodic oxide treatment for preventing corrosion. It has beautiful and compact structure. It reaches IP65 level and has good corrosion protection, waterproof and dust proof performances.

Remarkable energy saving advantages. Powerful LED with high efficiency LED driver. It can save electricity over 50%-70% compared with conventional sodium lights.

Environment friendly and no air pollution, no lead, mercury and any other contamination contained. It's a real eco-friendly and power saving product.

It can show the colors of the objects in a more clear way; A great diversity of light colors is available to meet different needs in various environments. This will eliminate depressions caused by traditional lights high color temperature or low color temperature so the excellent color rendering function can bring comfortable vision effect and help improve working efficiency.

It's controlled by constant current and constant voltage. Input voltage range from AC 85-280V. It can overcome flashing of the lights, which is caused by electric noise and the changing current, so it can relieve the vision tiredness which is caused by the appliance.

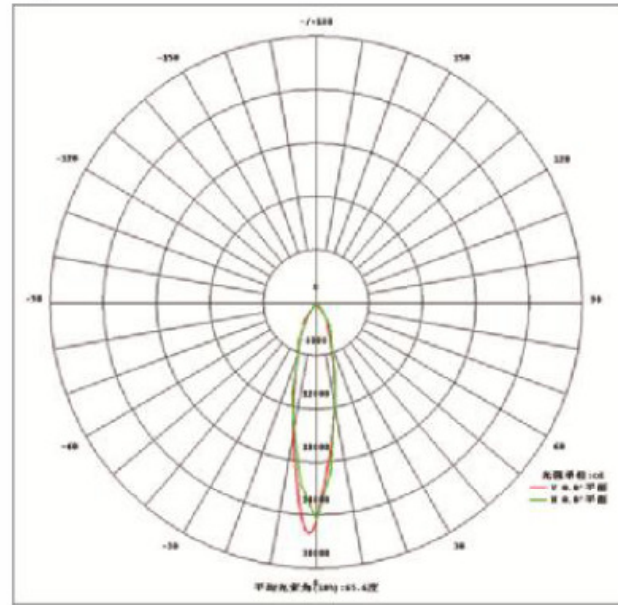
The surface has been treated by special process, which can bring excellent decorative effects with various optional colors

Easy installation and dismantling. Wide application is also a main advantage.

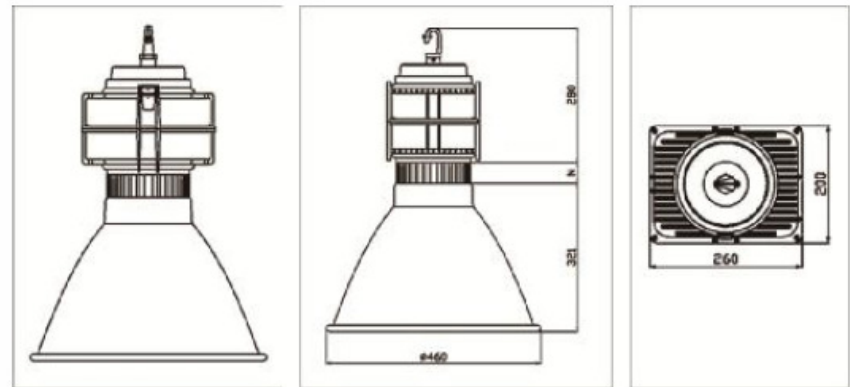




Light Distribution Curve



Products Size Diagram





Technical Parameters

Technical Specifications	
Model	LIL1706 (50W-100W)
LED Power	50W-100W
Working Voltage	AC (85V-265V) / Frequency (50Hz -60Hz)DC(12V 24V)
Power Supply Efficiency	> 0.9
Power Factor	> 0.98
LED Lighting Efficiency	100Lm/W
Luminaire Efficiency	> 90%
Color Rendering Index	Ra> 80
Color Temperature	2700K-7000K
Ambient Temperature	-40°C -55°C
IP Rating	IP65
Life Span	>50000h
Weight	≤5Kg (weight of 100W industrial light is 5Kg)
Dimension	Overall height is 280+179+N (N is the height of Heat sink); lamp-reflector's diameter is 520mm

Materials

Anodized aluminum tensile reflector;
Patented heat body design;
Acrylic sealing cover;
Single powerful LED;
High efficiency LED driver.

Features

Powerful LEDs (20W-100W) are adopted as the light source, packaged in our factory using our own patented technology. Characterized by high heat conductivity, low luminous decay, pure light color and ghosting free.

The perfect combination of specially designed heat body with electric box helps conduct and remove heat in a very effective way. This is accordingly to cool the inside part of the lights and ensure long lifespan of light source and the driver

The surface heat body has been given anodic oxide treatment for preventing corrosion. It has beautiful and compact structure. It reaches IP65 level and has good corrosion protection, waterproof and dust proof performances.

Remarkable energy saving advantages. Powerful LED with high efficiency LED driver. It can save electricity over 50%-70% compared with conventional sodium lights.

Environment friendly and no air pollution, no lead, mercury and any other contamination contained. It's a real eco-friendly and power saving product.

It can show the colors of the objects in a more clear way; A great diversity of light colors is available to meet different needs in various environments. This will eliminate depressions caused by traditional lights high color temperature or low color temperature so the excellent color rendering function can bring comfortable vision effect and help improve working efficiency.

It's controlled by constant current and constant voltage. Ant it fits voltage range from AC 85-280V. It can overcome flashing of the lights, which is caused by electric noise and the changing current, so it can relieve the vision tiredness which is caused by the appliance.

The surface has been treated by special process, which can bring excellent decorative effects with various optional colors

Easy installation and dismantling. Wide application is also a main advantage.

Installation & Lighting Effects Pictures

